



REGULAR MEETING AGENDA

October 18, 2023

6:30 PM

9900 Park Avenue

Firestone, CO 80504

1. **Call to Order & Roll Call**
2. **Pledge of Allegiance**
3. **Approval of Agenda**
4. **Public Comment** * (maximum time permitted for all Public Comment is 30 minutes)
5. **Consent Agenda**
 - a. Approval of March 15, 2023 Meeting Minutes
6. **Discussion/Action**
 - a. **PUBLIC HEARING FURA RESOLUTION 23-02: A RESOLUTION OF THE FIRESTONE URBAN RENEWAL AUTHORITY ADOPTING THE ANNUAL BUDGET AND APPROPRIATING EXPENDITURES FOR THE FIRESTONE URBAN RENEWAL AUTHORITY FOR FISCAL YEAR 2024**
7. **Adjournment**

* Individuals that desire to address the Firestone Urban Renewal Authority are requested to sign up at the table at the entrance to the meeting room. Each individual will be provided an opportunity to speak (limited to two minutes) during Public Comment. Maximum time permitted for all Public Comment is 30 minutes for each Public Comment noted on Agenda.

If you need special assistance in order to participate in a Firestone Urban Renewal Authority meeting, please contact the Town Clerk's Office at 303-833-3291 in advance of the meeting to make arrangements. A forty-eight-hour notice is requested.

TOWN OF FIRESTONE, COLORADO
Firestone Urban Renewal Authority Regular Meeting
MINUTES
March 15, 2023

1. Call to Order & Roll Call

The Town of Firestone met for a Firestone Urban Renewal Meeting on March 15, 2023, at the Police Department & Municipal Court building, 9900 Park Avenue, Firestone, Colorado. Vice-chair Doherty called the meeting to order at 6:32 PM.

The following were present upon the call of the roll:

Chair: Don Conyac- **Excused**

Vice Chair: Sean Doherty

Commissioners: David Whelan
Matt Holcomb
Sean Doherty
Doug Sharp
Frank Jimenez
Chico Garcia- **Absent**
Scott James
Ed Weimer- **Excused**
Drew Peterson

Staff: **Present:** Jan Sloat, Director of Human Resources; Matt Wiederspahn, Town Engineer; Paula Mehle, Director of FURA & Economic Development; Katie Hansen, Director of Marketing & Communications; Jessica Clanton, Director of Finance; Julie Pasillas, Director of Public Works; Todd Bjerkaas, Director of Planning & Development; Miriam Luna Gonzalez, Deputy Town Clerk; & AJ Krieger, Town Manager, Ivy Pitts, Administrative Operations Coordinator.

2. Pledge of Allegiance

Vice-Chair Doherty led the pledge of allegiance.

3. Approval of Agenda

Motion by Commissioner Whelan, **second** by Commissioner Jimenez, to Approve the Agenda, All in Favor, **Motion carried.**

4. Public Comment * (maximum time permitted for all Public Comment is 30 minutes)

There was no one who wished to give public comment.

5. Consent Agenda

Motion by Commissioner Sharp, **second** by Commissioner Peterson, to Approve the Consent

Agenda, All in Favor, **Motion carried.**

a. Approval of October 19, 2022 Meeting Minutes

b. **FURA RESOLUTION 2023-01**: A RESOLUTION OF THE BOARD OF COMMISSIONERS OF THE FIRESTONE URBAN RENEWAL AUTHORITY DESIGNATING THE POSTING LOCATION FOR NOTICES OF MEETINGS OF THE FIRESTONE URBAN RENEWAL AUTHORITY

6. Discussion/Action

a. Selection of Chair and Vice-Chair of the Firestone Urban Renewal Authority Board of Commissioners

Motion by Commissioner Jimenez, **second** by Commissioner Sharp, to Appoint Chairperson Sean and Vice-Chairperson Whelan to the Firestone Urban Renewal Authority Board of Commissioners, All in Favor, **Motion carried.**

7. Adjournment

Motion by Commissioner Jimenez, **second** by Commissioner Peterson, to Approve Adjournment, All in Favor, **Motion carried.**

Introduced and Approved the 18th of October 2023.

TOWN OF FIRESTONE, COLORADO

ATTEST

Don Conyac, Chair

Kristi K. Bashor, Secretary

**AGENDA INFORMATION
MEMORANDUM**



AIM#: 6.a

Discussion/Action

Meeting Date: October 18, 2023

Initiated By: Paula Mehle

Dept: Economic Development

AGENDA TITLE

PUBLIC HEARING FURA RESOLUTION 23-02: A RESOLUTION OF THE FIRESTONE URBAN RENEWAL AUTHORITY ADOPTING THE ANNUAL BUDGET AND APPROPRIATING EXPENDITURES FOR THE FIRESTONE URBAN RENEWAL AUTHORITY FOR FISCAL YEAR 2024

SUMMARY

Staff provided the 2024 Firestone Urban Renewal Authority (FURA) budget to the Commissioners on October 13, 2023 for review. No changes have been made to date.

Public notice of the hearing for the 2024 FURA budget was published in the Longmont Times-Call on October 5, 2023 stating that the proposed 2024 FURA budget would be available for review at the Town Clerk's office. The notice states that consideration by the Authority would take place on October 18, 2023.

HISTORY AND PREVIOUS BOARD ACTION

RECOMMENDATION

Staff recommends approval of FURA Resolution 23-02.

ALTERNATIVES

ATTACHMENTS

1. FURA Resolution 2023-02
2. Proposed 2024 FURA Budget

FINANCIAL CONSIDERATIONS

FIRESTONE URBAN RENEWAL AUTHORITY

RESOLUTION NO. 2023 - 02

A RESOLUTION OF THE FIRESTONE URBAN RENEWAL AUTHORITY ADOPTING THE ANNUAL BUDGET AND APPROPRIATING EXPENDITURES FOR THE FIRESTONE URBAN RENEWAL AUTHORITY FOR FISCAL YEAR 2024

WHEREAS, the proposed annual budget for the Firestone Urban Renewal Authority (the “**Annual Budget**”) for the fiscal year beginning January 1, 2024 and ending December 31, 2024 (the “**Fiscal Year 2024**”) attached as **Exhibit A** and incorporated herein by reference, has been prepared and submitted to the Board of Commissioners; and

WHEREAS, the Annual Budget contains all of the matters required by law and is in balance as required by law; and

WHEREAS, a public hearing has been held on the Annual Budget following public notice of the same;

NOW THEREFORE, BE IT RESOLVED BY THE BOARD OF COMMISSIONERS OF THE FIRESTONE URBAN RENEWAL AUTHORITY:

Section 1. The Annual Budget is hereby approved and adopted.

Section 2. Moneys are hereby appropriated for the Fiscal Year 2024 as provided in the Annual Budget.

INTRODUCED, READ AND ADOPTED this 18th day of October, 2023.

FIRESTONE URBAN RENEWAL AUTHORITY

By: _____
David Whelan, Vice-Chairperson

ATTEST:

Kristi K. Bashor, CMC, Recording Secretary

Exhibit A

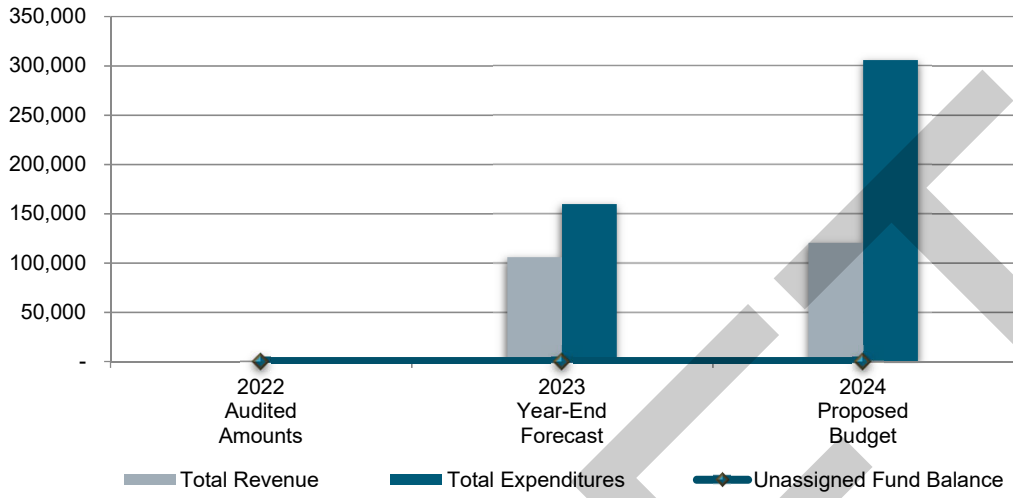
Annual Budget

[attached-14 pages]

FURA - Southern Fund Summary


	2022 Audited Amounts	2023 Adopted Budget	2023 Year-End Forecast	2024 Proposed Budget
Revenue				
Taxes	\$ -	\$ 103,131	\$ 105,673	\$ 120,416
Total Revenue	-	103,131	105,673	120,416
Expenditures:				
Personnel	-	228,030	87,595	223,290
Purchased Services	-	64,789	72,036	82,437
Total Expenditures	-	292,819	159,631	305,727
Excess/(Deficiency) of Revenues Over Expenditures	-	(189,688)	(53,958)	(185,311)
Other Financing Sources/(Uses):				
Transfers In	-	200,000	200,000	225,000
Transfers Out	-	-	-	(25,000)
Total Other Financing Sources/(Uses)	-	200,000	200,000	200,000
Net Change In Fund Balance:	-	10,312	146,042	14,689
Cumulative Fund Balance				
Beginning Fund Balance	-	-	-	146,042
Ending Fund Balance	-	10,312	146,042	160,731
Less Restrictions, Commitments, & Assignments:				
Committed Fund Balance				
FURA Improvements	-	10,312	146,042	160,731
Unassigned Fund Balance	\$ -	\$ -	\$ -	\$ -

Revenue, Expenditures & Unassigned Fund Balance



Operating Revenue Budget By Category

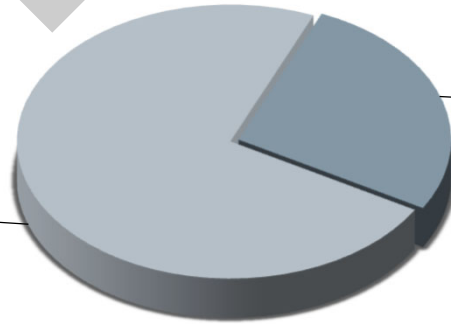
Taxes
100%



Operating Expenditure Budget By Category

Personnel
73%

Purchased Services
27%



Revenue Detail

	2022 Audited Amounts	2023 Adopted Budget	2023 Year-End Forecast	2024 Proposed Budget
Taxes				
Property Tax	-	103,131	105,673	120,416
Total Taxes	-	103,131	105,673	120,416
Total Revenues	\$ -	\$ 103,131	\$ 105,673	\$ 120,416

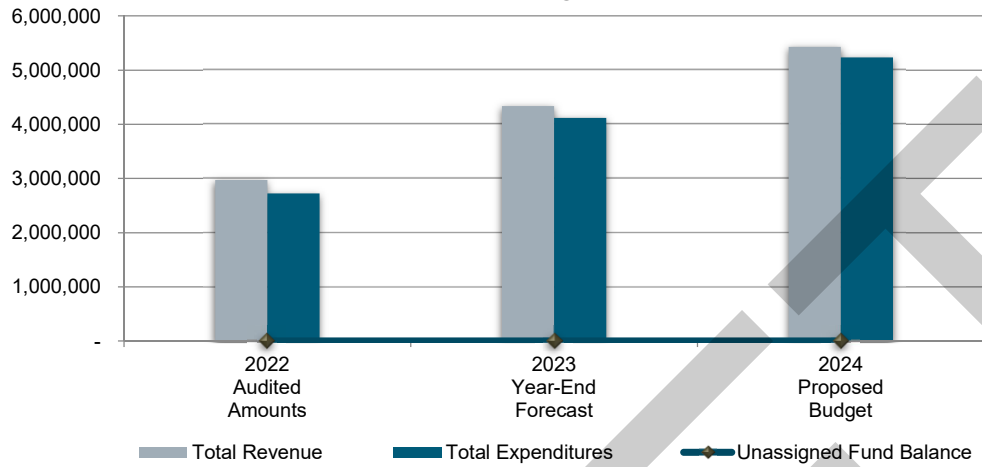
Expenditure Detail

	2022 Audited Amounts	2023 Adopted Budget	2023 Year-End Forecast	2024 Proposed Budget
Personnel				
Regular Wages	-	171,235	59,305	187,607
Overtime	-	-	202	-
Medicare	-	2,483	822	1,079
Unemployment Insurance	-	513	119	224
Retirement Contributions	-	25,223	8,783	10,986
Medical Benefits	-	27,243	17,835	22,815
Life/Disability Benefits	-	1,333	529	579
Total Personnel	-	228,030	87,595	223,290
Purchased Services				
General Services	-	64,789	72,036	82,437
Total Purchased Services	-	64,789	72,036	82,437
Total Expenditures	\$ -	\$ 292,819	\$ 159,631	\$ 305,727

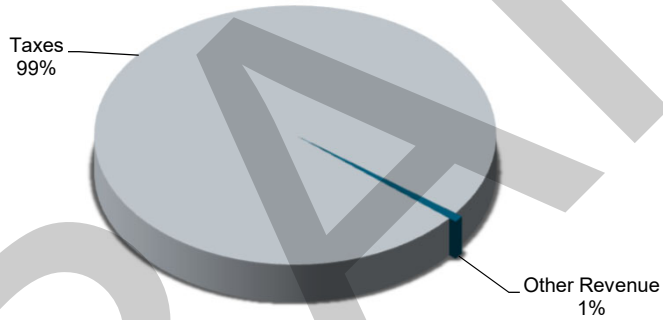
FURA- Northern Fund Summary

	2022 Audited Amounts	2023 Adopted Budget	2023 Year-End Forecast	2024 Proposed Budget
Revenue:				
Taxes	\$ 2,920,676	\$ 3,978,100	\$ 4,232,525	\$ 5,383,125
Intergovernmental	20,000	-	-	-
Other Revenue	30,152	13,000	105,955	43,664
Total Revenue	2,970,828	3,991,100	4,338,480	5,426,789
Expenditures:				
Personnel	691,485	1,274,542	1,121,822	1,386,155
Purchased Services	1,982,678	2,573,950	2,938,604	3,797,400
Supplies/Non-Capital Equipment	46,125	54,000	52,500	45,000
Other Expenditures	1,450	4,500	4,200	4,000
Total Expenditures	2,721,738	3,906,992	4,117,126	5,232,555
Excess/(Deficiency) of Revenues Over Expenditures	249,090	84,108	221,354	194,234
Net Change In Fund Balance:	249,090	84,108	221,354	194,234
Cumulative Fund Balance				
Beginning Fund Balance	794,660	1,043,750	1,043,750	1,265,104
Ending Fund Balance	1,043,750	1,127,858	1,265,104	1,459,338
Less Restrictions, Commitments & Assignments:				
Committed Fund Balance				
FURA Improvements	1,043,750	1,127,858	1,265,104	1,459,338
Unassigned Fund Balance	\$ -	\$ -	\$ -	\$ -

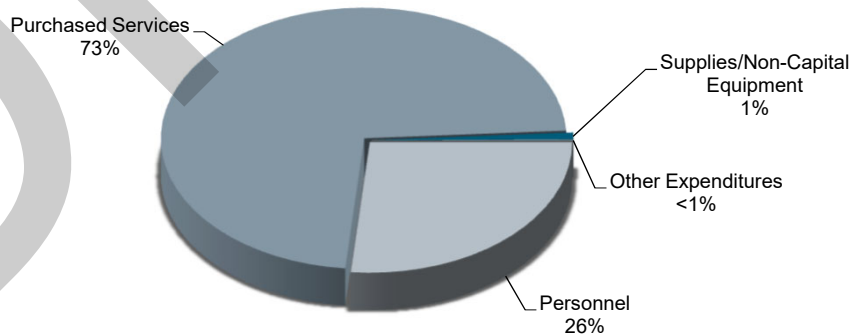
Revenue, Expenditures & Unassigned Fund Balance



Operating Revenue Budget By Category



Operating Expenditure Budget By Category



Revenue Detail

	2022 Audited Amounts	2023 Adopted Budget	2023 Year-End Forecast	2024 Proposed Budget
Taxes				
Property Tax	2,920,676	3,978,100	4,232,525	5,383,125
Total Taxes	2,920,676	3,978,100	4,232,525	5,383,125
Intergovernmental				
State Grants	20,000	-	-	-
Total Intergovernmental	20,000	-	-	-
Other Revenue				
Interest Earnings	30,152	13,000	105,955	43,664
Total Other Revenue	30,152	13,000	105,955	43,664
Total Revenues	\$ 2,970,828	\$ 3,991,100	\$ 4,338,480	\$ 5,426,789

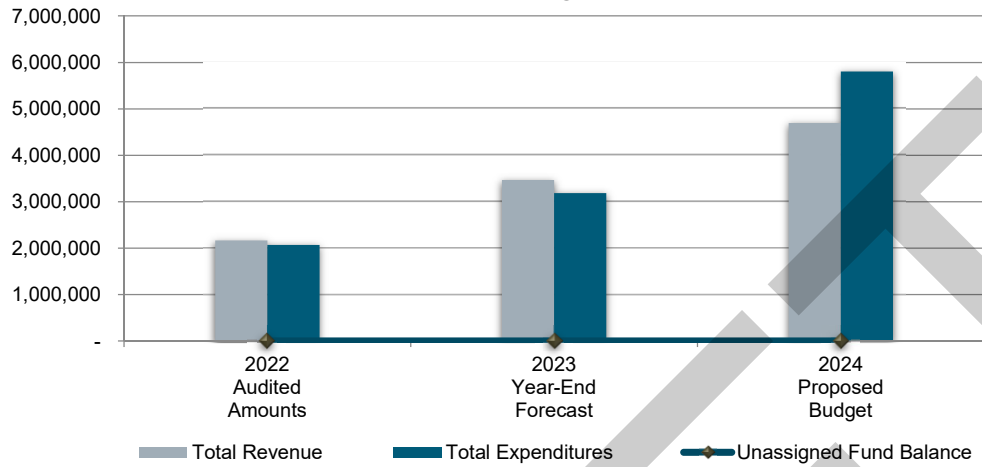
Expenditure Detail

	2022 Audited Amounts	2023 Adopted Budget	2023 Year-End Forecast	2024 Proposed Budget
Personnel				
Regular Wages	352,984	963,603	830,573	1,024,114
Overtime	202	-	1,023	-
Stipend	576	-	232	405
Medicare	17,509	13,972	13,732	14,033
Unemployment Insurance	2,092	2,864	1,634	2,903
Retirement Contributions	154,032	137,778	124,899	142,793
Medical Benefits	122,766	116,627	122,208	163,981
Life/Disability Benefits	6,339	7,498	7,421	7,526
Training/Registration	7,307	6,200	350	6,400
Dues/Fees	22,945	18,000	16,250	17,000
Mileage/Travel	4,732	8,000	3,500	7,000
Total Personnel	691,485	1,274,542	1,121,822	1,386,155
Purchased Services				
Professional Services	1,817	-	-	150
Legal Services	26,530	90,000	35,000	90,000
Consulting Services	63	150	100	-
Technical Services	10,740	11,000	11,000	13,000
General Services	1,943,528	2,472,800	2,892,504	3,694,250
Total Purchased Services	1,982,678	2,573,950	2,938,604	3,797,400
Supplies/Non-Capital Equipment				
Office Supplies				
Leases/Rentals	36,945	41,000	41,000	35,000
Marketing and Promotional Materials	9,180	13,000	11,500	10,000
Total Supplies/Non-Capital Equipment	46,125	54,000	52,500	45,000
Other				
Food and Related Services	550	900	600	700
Sponsorships	900	3,600	3,600	3,300
Total Other Expenditures	1,450	4,500	4,200	4,000
Total Expenditures	\$ 2,721,738	\$ 3,906,992	\$ 4,117,126	\$ 5,232,555

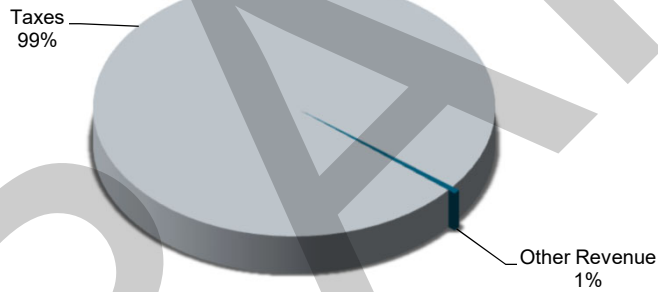
FURA - Central Fund Summary

	2022 Audited Amounts	2023 Adopted Budget	2023 Year-End Forecast	2024 Proposed Budget
Revenue:				
Taxes	\$ 2,135,724	\$ 3,257,795	\$ 3,377,170	\$ 4,668,414
Other Revenue	32,463	10,000	91,509	25,120
Total Revenue	2,168,187	3,267,795	3,468,679	4,693,534
Expenditures:				
Personnel	419,623	756,808	556,689	851,657
Purchased Services	1,650,778	2,507,760	2,629,473	3,680,214
Supplies/Non-Capital Equipment	-	-	292	21,300
Capital Outlay	-	-	-	1,250,000
Other Expenditures	34	100	-	550
Total Expenditures	2,070,435	3,264,668	3,186,454	5,803,721
Excess/(Deficiency) of Revenues Over Expenditures	97,752	3,127	282,225	(1,110,187)
Other Financing Sources/(Uses):				
Transfers In	-	-	-	500,000
Total Other Financing Sources/(Uses)	-	-	-	500,000
Net Change In Fund Balance:	97,752	3,127	282,225	(610,187)
Cumulative Fund Balance				
Beginning Fund Balance	408,772	506,524	506,524	788,749
Ending Fund Balance	506,524	509,651	788,749	178,562
Less Restrictions, Commitments & Assignments:				
Committed Fund Balance				
FURA Improvements	506,524	509,651	788,749	178,562
Unassigned Fund Balance	\$ -	\$ -	\$ -	\$ -

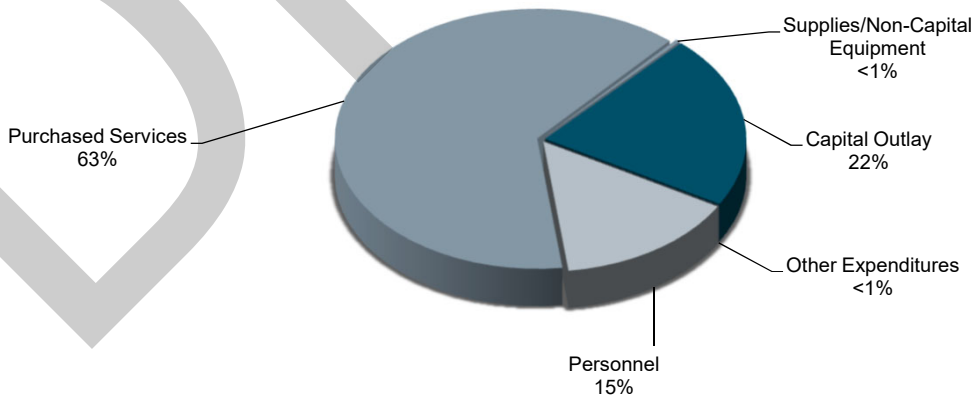
Revenue, Expenditures & Unassigned Fund Balance



Operating Revenue Budget By Category



Operating Expenditure Budget By Category



Revenue Detail

	2022 Audited Amounts	2023 Adopted Budget	2023 Year-End Forecast	2024 Proposed Budget
Taxes				
Property Tax	2,135,724	3,257,795	3,377,170	4,668,414
Total Taxes	2,135,724	3,257,795	3,377,170	4,668,414
Other Revenue				
Interest Earnings	32,463	10,000	91,509	25,120
Total Other Revenue	32,463	10,000	91,509	25,120
Total Revenues	\$ 2,168,187	\$ 3,267,795	\$ 3,468,679	\$ 4,693,534

Expenditure Detail

	2022 Audited Amounts	2023 Adopted Budget	2023 Year-End Forecast	2024 Proposed Budget
Personnel				
Regular Wages	368,970	585,353	416,076	605,570
Overtime	62	-	767	-
Stipend	-	-	87	285
Medicare	1,657	8,489	6,308	10,221
Unemployment Insurance	236	1,738	824	2,116
Retirement Contributions	17,250	83,445	61,992	103,997
Medical Benefits	26,975	71,871	66,327	119,168
Life/Disability Benefits	825	4,562	3,683	5,490
Training/Registration	61	310	100	310
Dues/Fees	1,419	420	525	2,500
Mileage/Travel	2,168	620	-	2,000
Total Personnel	419,623	756,808	556,689	851,657
Purchased Services				
Professional Services	624	-	-	100
Legal Services	3,456	4,500	2,000	45,000
Consulting Services	126	60	126	-
Technical Services	5,370	5,500	5,400	6,500
General Services	1,641,202	2,497,700	2,621,947	3,628,614
Total Purchased Services	1,650,778	2,507,760	2,629,473	3,680,214
Supplies/Non-Capital Equipment				
Leases/Rentals	-	-	-	17,000
Marketing and Promotional Materials	-	-	292	4,300
Total Supplies/Non-Capital Equipment	-	-	292	21,300
Capital Outlay				
Capital Improvement Projects	-	-	-	1,250,000
Total Capital Outlay	-	-	-	1,250,000
Other Expenditures				
Food and Related Services	34	100	-	250
Sponsorships	-	-	-	300
Total Other Expenditures	34	100	-	550
Total Expenditures	\$ 2,070,435	\$ 3,264,668	\$ 3,186,454	\$ 5,803,721

CAPITAL IMPROVEMENT PROGRAM SUMMARY
Firestone Urban Renewal Authority

Capital Expenditures	2023 Adopted Budget	2023 Year-End Forecasts	2023 Estimated Carry Over	2024 Proposed Budget	2025 Estimate	2026 Estimate	2027 Estimate	2028 Estimate	5-Year Total	Funding Source
I 25 and Firestone Blvd Interchange	-	-	-	1,250,000	-	-	-	-	1,250,000	Property Tax Increment
Total Capital Expenditures	\$ -	\$ -	\$ -	\$ 1,250,000	\$ -	\$ -	\$ -	\$ -	\$ 1,250,000	

DRAFT

5-YEAR CAPITAL IMPROVEMENT PROGRAM

Project Name: I-25 and Firestone Blvd Interchange Project

Project Dates: **Begin:** 2024 **Finish:** 2025

Comprehensive Project Cost: \$1,250,000 (5 Year Total)

Future Operational Impact: Yes
 No

Description/Justification:

Project is to design/construction roadway widening of Firestone Blvd between E. I-25 Frontage Road and NB I-25 on-ramp and additional roadway improvements (turn lane storage capacity NB/SB) to improve LOS. Total project budget includes: Design and Construction costs.

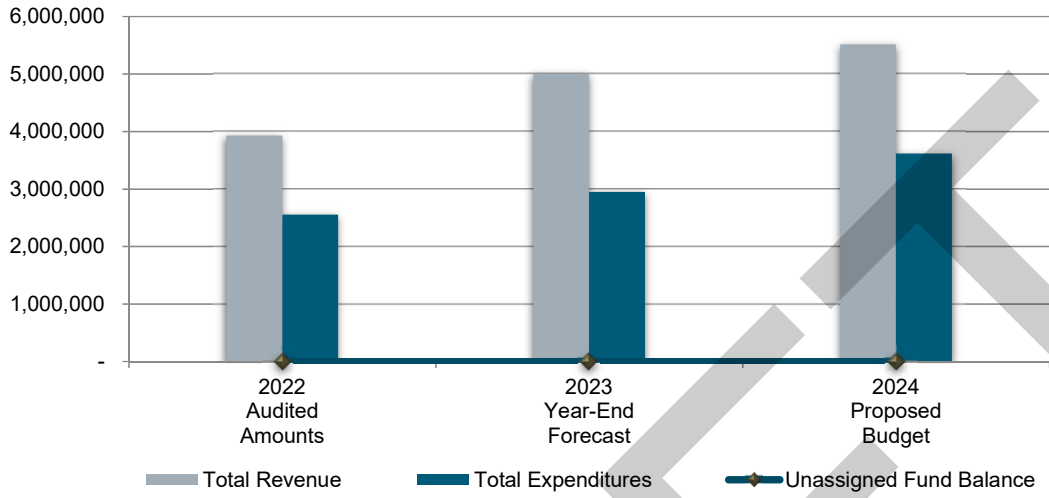
Source of Funding:	2024	2025	2026	2027	2028	5 - Year Total
FURA	1,250,000					1,250,000
Total Revenue	\$ 1,250,000	\$ -	\$ -	\$ -	\$ -	\$ 1,250,000

Expenditures:	2024	2025	2026	2027	2028	5 - Year Total
Plans/Studies						
Design	250,000					250,000
Construction	1,000,000					1,000,000
Materials						
Equipment						
Other -						
Other -						
Total Expenditures	\$ 1,250,000	\$ -	\$ -	\$ -	\$ -	\$ 1,250,000

FURA - Big Horn Fund Summary

	2022 Audited Amounts	2023 Adopted Budget	2023 Year-End Forecast	2024 Proposed Budget
Revenue				
Taxes	\$ 3,825,495	\$ 4,507,216	\$ 4,590,302	\$ 5,491,492
Other Revenue	103,884	25,000	412,998	25,120
Total Revenue	3,929,379	4,532,216	5,003,300	5,516,612
Expenditures:				
Personnel	452,417	141,387	118,840	189,506
Purchased Services	2,099,501	2,506,200	2,830,817	3,429,218
Capital Outlay	-	1,000,000	-	-
Other Expenditures	4	100	-	100
Total Expenditures	2,551,922	3,647,687	2,949,657	3,618,824
Excess/(Deficiency) of Revenues Over Expenditures	1,377,457	884,529	2,053,643	1,897,788
Other Financing Sources/(Uses):				
Transfers Out	-	(200,000)	(475,595)	(925,000)
Total Other Financing Sources/(Uses)	-	(200,000)	(475,595)	(925,000)
Net Change In Fund Balance:	1,377,457	684,529	1,578,048	972,788
Cumulative Fund Balance				
Beginning Fund Balance	1,745,250	3,122,707	3,122,707	4,700,755
Ending Fund Balance	3,122,707	3,807,236	4,700,755	5,673,543
Less Restrictions, Commitments & Assignments:				
Committed Fund Balance				
FURA Improvements	3,122,707	3,807,236	4,700,755	5,673,543
Unassigned Fund Balance	\$ -	\$ -	\$ -	\$ -

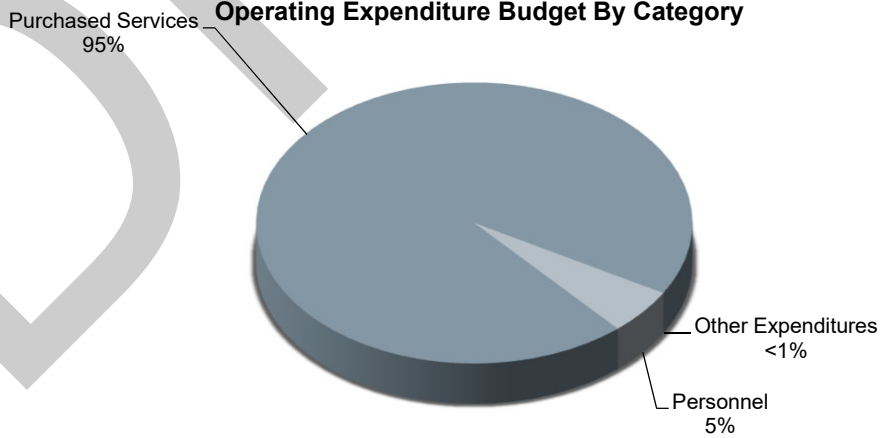
Revenue, Expenditures & Unassigned Fund Balance



Operating Revenue Budget By Category



Operating Expenditure Budget By Category



Revenue Detail

	2022 Audited Amounts	2023 Adopted Budget	2023 Year-End Forecast	2024 Proposed Budget
Taxes				
Property Tax	3,825,495	4,507,216	4,590,302	5,491,492
Total Taxes	3,825,495	4,507,216	4,590,302	5,491,492
Other Revenue				
Investment Earnings	103,884	25,000	412,998	25,120
Total Other Revenue	103,884	25,000	412,998	25,120
Total Revenues	\$ 3,929,379	\$ 4,532,216	\$ 5,003,300	\$ 5,516,612

Expenditure Detail

	2022 Audited Amounts	2023 Adopted Budget	2023 Year-End Forecast	2024 Proposed Budget
Personnel				
Regular Wages	450,000	111,688	91,418	153,214
Stipend	-	-	56	105
Medicare	-	1,620	2,367	1,787
Unemployment Insurance	-	331	182	370
Retirement Contributions	-	15,994	14,538	18,183
Medical Benefits	-	9,712	9,199	13,714
Life/Disability Benefits	-	872	717	963
Training/Registration	61	310	100	310
Dues/Fees	2,064	260	263	260
Mileage/Travel	292	600	-	600
Total Personnel	452,417	141,387	118,840	189,506
Purchased Services				
Legal Services	3,456	45,000	2,000	45,000
General Services	2,096,045	2,461,200	2,828,817	3,384,218
Total Purchased Services	2,099,500	2,506,200	2,830,817	3,429,218
Capital Outlay				
Capital Improvement Projects	-	1,000,000	-	-
Total Capital Outlay	-	1,000,000	-	-
Other Expenditures				
Food and Related Services	4	100	-	100
Total Other Expenditures	4	100	-	100
Total Expenditures	\$ 2,551,921	\$ 3,647,687	\$ 2,949,657	\$ 3,618,824